




Instructions for ESES poster presentations:

Dear delegate,

The organising committee has decided to use e-posters systems during the upcoming 2018 edition of the ESES2018 congress in Amsterdam. As the congress venue is rather compact this was the best option available to ESES. These e-poster stations will be situation on the second floor of the exhibition in front of the entrance of the main hall.

This choice will also limit your workload, as we do not need a printed version of your poster !!!

Each poster unit will hold all the available posters and you will be able to show you poster in pptx or Pdf.






Practical instructions:

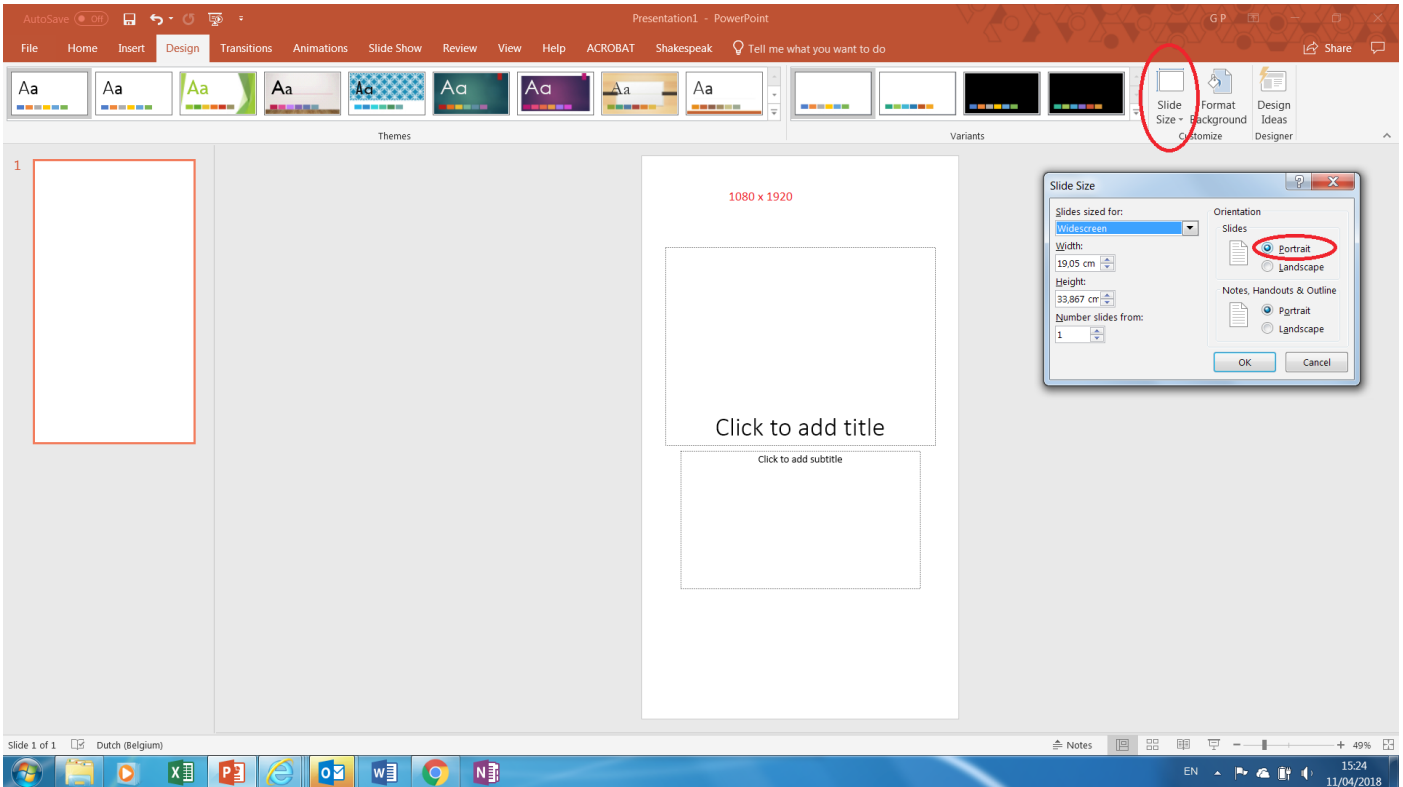
You are instructed to make your poster in the following format:

Screen size / format = **9:16** or **16:9 in PORTRAIT** !!!!!
Resolution : 1080 x 1920.

You can use powerpoint as a program to make your e-poster and save it as pptx



Power point windows:



Power point Mac:

Open your Powerpoint application.

Choose a Themes from the gallery and click choose.

Go to page set-up ---> Make your Slides sized for: "On-screen Show (16:9) ---> Orientation : Portait and click OK

Make your poster and save as pptx or as backup also as pdf.

How to send us your poster presentation?

Please use the services of <http://www.Wetransfer.com>

to send us your electronic poster, addressing the package to ESES2018@semico.be